



Rapunzel & the Rabbit

Written By
Jean Pierce

STUDY GUIDE

PROVIDED BY



PERFORMANCE DATES & TIMES

SCHOOL PERFORMANCES:


- January 22nd - February 21st

TOUR DATES:

- February 24th - April 8th

PUBLIC SHOWS:

- February 1st, 8th, & 15th
@ 10AM & 12PM



HOW TO USE THIS GUIDE

This classroom guide for Rapunzel and the Rabbit is designed for Alabama students ranging from grades K-2. It offers activities to help you integrate classroom activities into English Language Arts (ELA), Mathematics, Science, Social Studies, Music, and Theatre curricula.

All activities in this guide are linked to the Alabama State Department of Education content standards.

<https://www.alsde.edu/sec/sct/Pages/cos-all.aspx?navtext=Standards/COS>

TABLE OF CONTENTS

A Note to Fellow Educators.....	5
Your Role as the Audience.....	6
Plot Summary.....	7
Theatre	
Discussion Questions.....	8
English Language Arts	
BCT Must Reads.....	10
Poetry.....	12
Science	
Tensile Strength.....	13
Art	
Build Your Own Tower.....	14
Color or Paint Sheet.....	15
Toilet Paper Roll Tower Craft.....	16
Reading/ELA	
The Original Fairy Tale.....	17
Post Show Response.....	18

A NOTE TO FELLOW EDUCATORS

Greetings!

We are excited for you and your students to attend *Rapunzel and the Rabbit*, written by Jean Pierce, at the Birmingham Children's Theatre. We invite you to use this packet in your classroom to prepare for and reflect on your upcoming visit.

This packet is designed to assist you in introducing the play's plot, characters, settings, language, and themes to your students. We encourage you to use these activities prior to the show to guide your students to a better understanding and enjoyment of what they will see at the theatre, and also after you visit to reinforce the show's themes and tie them into the STEM curriculum.

Thank you for helping to extend the learning process beyond theatre walls and for instilling an appreciation of the arts in the lives of Birmingham children.

See you at the theatre!

Birmingham Children's Theatre

YOUR ROLE AS THE AUDIENCE

Dear Audience Members,

Birmingham Children's Theatre is excited to welcome you as a member of our audience! Theatre is a world of imagination and fun, where the impossible comes to life. The audience is an extremely important part of our storytelling, so before you attend a performance we want to share a few theatre etiquette guidelines with you.

Do:

- Feel free to laugh, gasp, and applaud!
- Participate when asked
- Arrive on time (30 min early is a good goal)
- Turn off and put away ALL electronics
- Sit in your assigned seating (an usher will help you)

Don't:

- Talk, wave, or shout during the performance
- Eat or drink

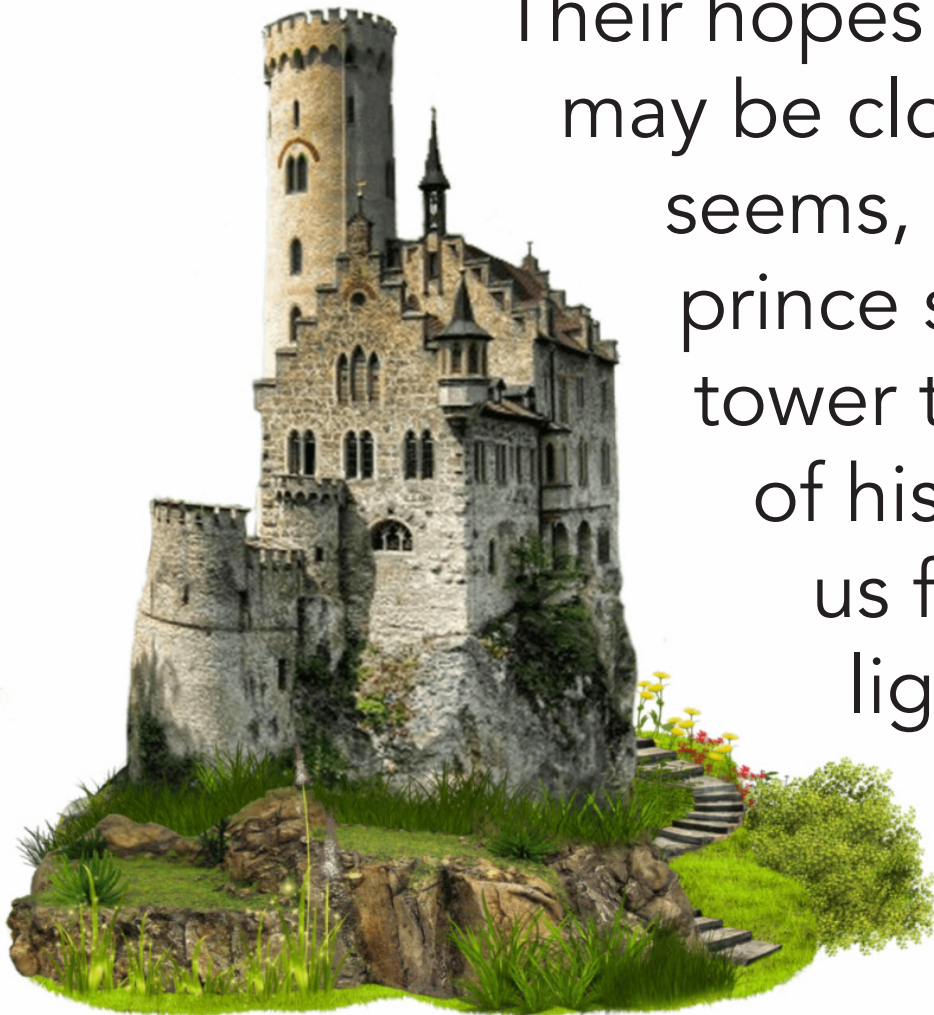
Thank you for playing your part! We are excited to share our production with you!

Birmingham Children's Theatre

PLOT SUMMARY

Stolen from her parents and locked away in a tower, Rapunzel longingly watches the world pass by hour after hour. One day she befriends a rabbit so clever; he vows to find help to free her forever.

Their hopes of a rescue may be closer than it seems, as a brave prince seeks out the tower to find the girl of his dreams. Join us for this light-hearted tale of bravery and adventure!



THEATRE

DISCUSSION QUESTIONS

BEFORE THE PERFORMANCE:

1. Rapunzel and the Rabbit is a stage play.

What is a stage play?

- How is a play similar to a TV show or movie?
- How is it different?

2. Who Performs the parts (roles) in a play?

- What kinds of skills do you think performers need to have to perform in plays?
- Who else works on plays?

(Remember: you may not see them on stage!)

DURING THE PERFORMANCE:

1. When you watch a play, you are a member of the audience.

What kinds of things should you do as an audience member?

Examples:

- Pay attention
- Laugh when something funny happens
- Clap if you enjoy something

2. What kinds of things should you not do as an audience member?

Examples:

- Talk to your neighbor
- Use a cellphone during the performance
- Yell at the actors (unless they ask you to!)



THEATRE

DISCUSSION QUESTIONS CONT.

AFTER THE PERFORMANCE:

1. What did you think of the play?
 - If you'd read Rapunzel beforehand, how was the book similar to the play?
 - How was it different?
2. Describe the performers in the play.
 - What did they do to make their characters special (different from other characters)?
 - How did they use their bodies to play their characters (using voice, movement, etc.)?
 - Did you see anyone else who worked on the play besides the performers on stage?
3. Describe the characters' costumes.
 - What did each character's costume tell you about that character?
 - Did any of the performers change costumes?
 - If so, why do you think they needed to change costumes?
4. Describe the set of the play.
 - Did it have a lot of locations?
 - Did it look like a place you've been before?
 - How did different lighting change how the set looked for different scenes?
5. Did the play have music in it?
 - If so, was it only in the background, or did it help tell the story?
 - What instruments did you hear in the music?
6. If you were going to direct Rapunzel and the Rabbit, how would your production be different than the play you saw by BCT?

ENGLISH LANGUAGE ARTS

BCT MUST READS

For each of our productions at BCT, we choose a few themes related to the show. Then, we create a list of BCT Must-Reads based on those themes. The main themes for Rapunzel and the Rabbit are Freedom, Hope, and Bravery.

Themes are the main ideas behind a book or other literary work.

Other Classic Fairytales:

- Beauty and the Beast
- Cinderella
- Rumpelstiltskin
- Snow White and the Seven Dwarfs
- The Ugly Duckling
- Hansel and Gretel
- The Princess and the Pea
- Little Red Riding Hood
- Thumbelina
- The Elves and the Shoemaker
- Goldilocks and the Three Bears
- Sleeping Beauty



ENGLISH LANGUAGE ARTS

BCT MUST READS CONT.

Read them as a class or let students choose two or more to read.
Then use these questions for discussion or book reports:

THEME:

How did the different themes show in each book? Explain.

SETTING:

Describe the settings of each book.

- What details can you remember?
- Were the settings similar to a place you know or a place you've visited?
- How were the settings similar to each other? How were they different?

CHARACTERS:

1. Who were the main characters of each book?
2. Did any characters show up in more than one book?
3. Were the characters of one book similar another book's characters in any other ways?
4. How were the characters related to the theme? Explain.

PLOT:

1. What did the main characters of the books want most?
2. Did anyone or anything stand between the main characters and their goals?
3. Did the main characters get what they wanted? How?
4. How were the plots of the books similar? How were they different?



ENGLISH

POETRY

Rapunzel has a bit of a poem in it: some variant of "Rapunzel, Rapunzel, let down your hair, that I may climb the golden stair" is in almost every telling of this tale. Challenge students to make a new verse in modern language.

SCIENCE

TENSILE STRENGTH

Rapunzel's hair must have had amazing tensile strength. Cut strips of different materials such as paper, plastic, or string. Hold each strip in a clamp and tie a weight to the other end of the strip. Continue trying with different weights until the strip breaks. Chart the tensile strength (how much weight it can hold) of the different materials.

MATERIAL	WEIGHT	DID IT BREAK	
		YES	NO
		YES	NO
		YES	NO
		YES	NO
		YES	NO
		YES	NO
		YES	NO
		YES	NO
		YES	NO
		YES	NO
		YES	NO
		YES	NO
		YES	NO
		YES	NO

Which material was the strongest? _____

ART

BUILD YOUR OWN TOWER!


Rapunzel was shut up in a tall tower with no doors. Most pictures of the story show a square or a circular tower. Challenge students to build towers of different shapes, with windows but no doors. Use poster board, cardboard or toothpicks and marshmallows . Make this a math lesson, too,



Gather toothpicks and mini marshmallows, or other connectors. Your job is to work for 10 minutes to build the largest freestanding structure you can. "Freestanding" means the structure cannot lean against anything else to keep it up. At the end of 10 minutes, stop building, and measure your structure.

ART

COLOR OR PAINT



ART

TOWER TOILET PAPER ROLL CRAFT

You will require a paper towel tube or a 1L or 2L milk carton, some wool (yellow or orange is best), a printer, a piece of paper, some crayons, scissors, and glue. I always prefer to use a heavy paper (like construction paper), but it isn't necessary.

- Color (where appropriate) and cut out the template pieces.
- If using a milk carton:
 - Cut the top and bottom off the carton.
 - Cut jagged bricks out of the top so it looks like a turret.
 - Glue on grey, black or brown paper or paint it.
- If using a cardboard roll:
 - Cut jagged bricks out of the top so it looks like a turret.
 - Glue on grey, black or brown paper or paint it.
 - Glue Rapunzel's head to the top (so it looks like she's peering out a tall tower window).
 - Cut the door down to a size that works with your carton or tube and glue it on the bottom.
 - Take 3 to 9 pieces of wool about 1+1/2 times the height of your tower and braid them.
 - Take another piece of wool and tie it to the top of your braid.
 - Poke a hole in your tower, right by Rapunzel's head (use a pencil or scissors... An adult should help).
 - Thread your wool and braid through the tower hole (so the braid hangs down the outside of the tower).
 - Drop your wool down the tower and out the bottom. Now tie the end to the bottom of the braid.
 - You'll be able to pull the braid up so it's barely visible and then when Rapunzel lets down her hair, you'll be able to pull the braid back down. This is great fun for a puppet show!

READING/ELA

THE ORIGINAL FAIRY TALE

Rapunzel is a fairy tale, and the best known version is that of the Brothers Grimm. In the tale, a witch or enchantress separates Rapunzel from her parents and puts her away in a room at the top of a tower in a remote part of a forest. The tower has no door or stairs and only a window. The witch would climb Rapunzel's long braid of golden hair to visit her. The witch would call out to Rapunzel saying: Rapunzel, Rapunzel, let down your hair, so that I may climb the golden stair. One day a prince hears Rapunzel's beautiful singing voice and wants to meet her. He secretly observes how the witch is able to visit Rapunzel in the tower. They meet, fall in love and agree to marry. The wicked witch attempts to separate them, but eventually they reunite, and live happily ever after.

Listen to a Reading of Rapunzel at
<https://www.youtube.com/watch?v=o2btbpvezs4&feature=youtu.be&list=PLqLTHV0Z1W5KBp2Pp1utsLIHXY9eCfMIF>

POST SHOW RESPONSE

We Educate, Enrich and Entertain the lives of children through the magic of professional theatre. Please use this guide as a reflection to the performance you have seen and send back to BCT so we can make your next experience magical!

Dear (who was your favorite character?) _____,

I am (how old are you?)_____ and I am in the _____ grade at (what school do you attend?)_____. I saw your performance of _____ on _____(date) _____(month) _____(year)!

I thought the play was (how did the play make you feel and why?) _____

_____. My favorite part of the play was (what was something that was real to you?) _____.

I really liked the character because (what made you like them?) _____

_____. The set looked like (what did you see?) _____

_____. The music sounded like (what did you hear?) _____

_____. Something else I loved about the play was _____

_____. I would really love to see (what is a play that you think is fun?) _____

performed next at Birmingham Children's Theatre.

Love,

_____(what is your name?)



BIRMINGHAM
CHILDREN'S
T H E A T R E

THANKS FOR YOUR SUPPORT!

QUESTIONS? CONTACT DIRECTOR OF EDUCATION, JESSIE KISOR

jessie@bct123.org



*Rapunzel &
the Rabbit*

Written By
Jean Pierce