

**Dot &
Ziggy**

**STUDY GUIDE
PRINTABLES**



BIRMINGHAM
CHILDREN'S
THEATRE

PROVIDED BY BIRMINGHAM CHILDREN'S THEATRE

Parts of a Story


Identify the beginning, middle, and end of "Dot & Ziggy".

Then, using the boxes below, draw pictures to illustrate each part of the story.


NAME: _____

STORY TITLE: _____

Beginning



Middle





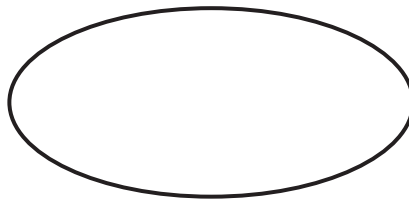




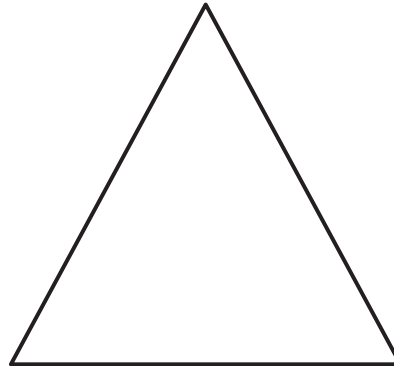



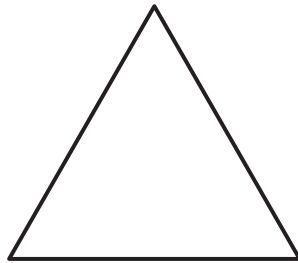

End



Coloring Sheet

Color the following shapes with the help of color codes.

Circles - Yellow	Squares - Green	Triangles - Blue
Rectangles - Orange	Ovals - Red	Stars - Pink



Post Show Response

Here at BCT we strive to Educate, Enrich and Entertain the lives of children through the magic of professional theatre. Please use this guide as a reflection on the performance you have seen and send it back to BCT so we can make your next experience magical!

Dear (who was your favorite character?) _____,

I am (how old are you?) _____ and I am in the _____ grade at (what school do you attend?) _____ . I saw your performance of _____ on _____ (day) _____ (month) _____ (year)! I thought the play was (how did the play make you feel and why?) _____

_____.

My favorite part of the play was (what was something that was real to you?) _____
_____. I really liked the character because (what made you like them?) _____. The set looked like (what did you see?) _____. The music sounded like (what did you hear?) _____. Something else I loved about the play was _____ . I would really love to see (what is a play that you think is fun?) _____ performed next at Birmingham Children's Theatre.

Love,

(what is your name?)

